

Turbo HD

SEASONAL PRODUCTS PROMOTION

2021·Q1



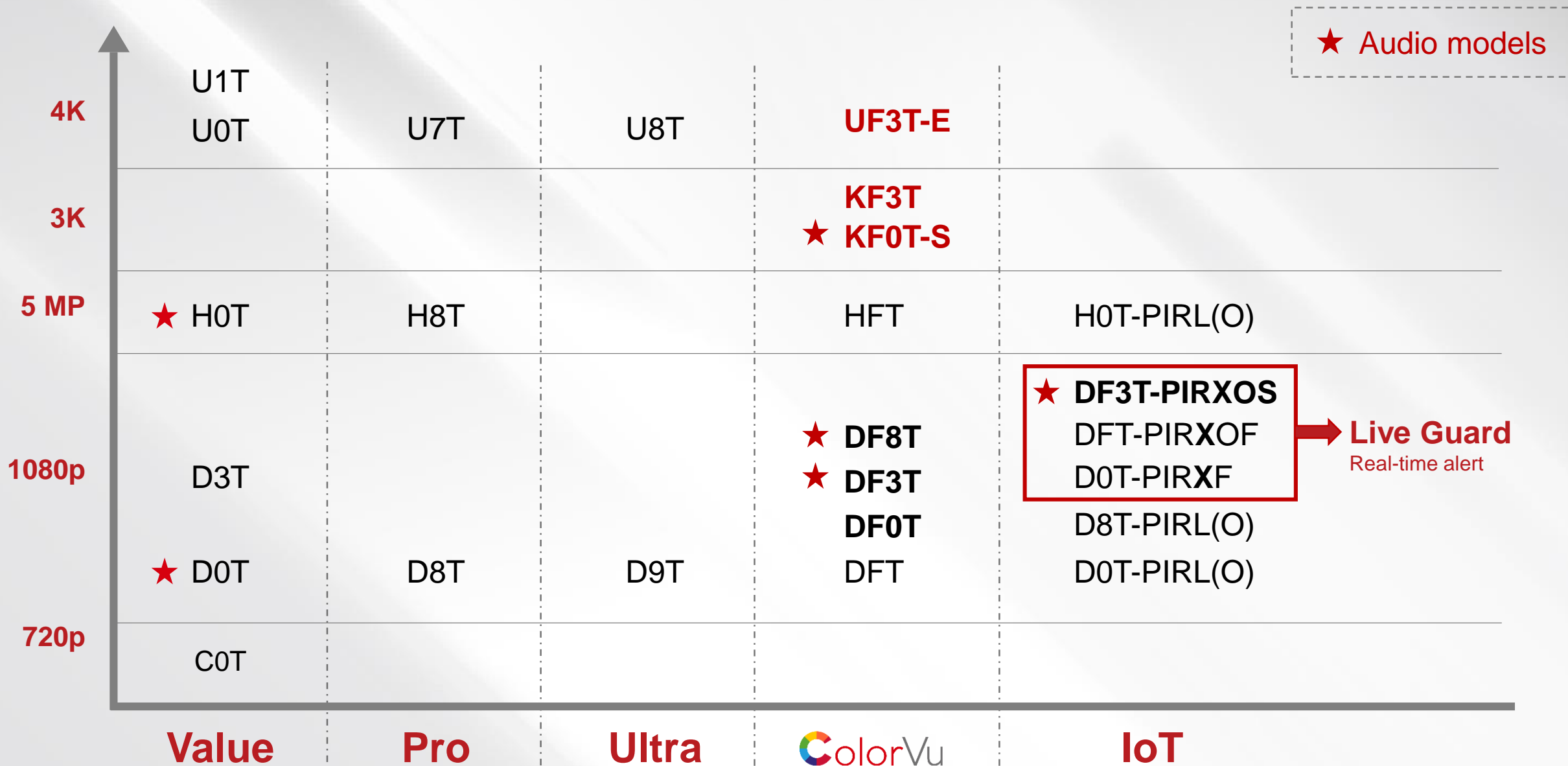


CONTENTS

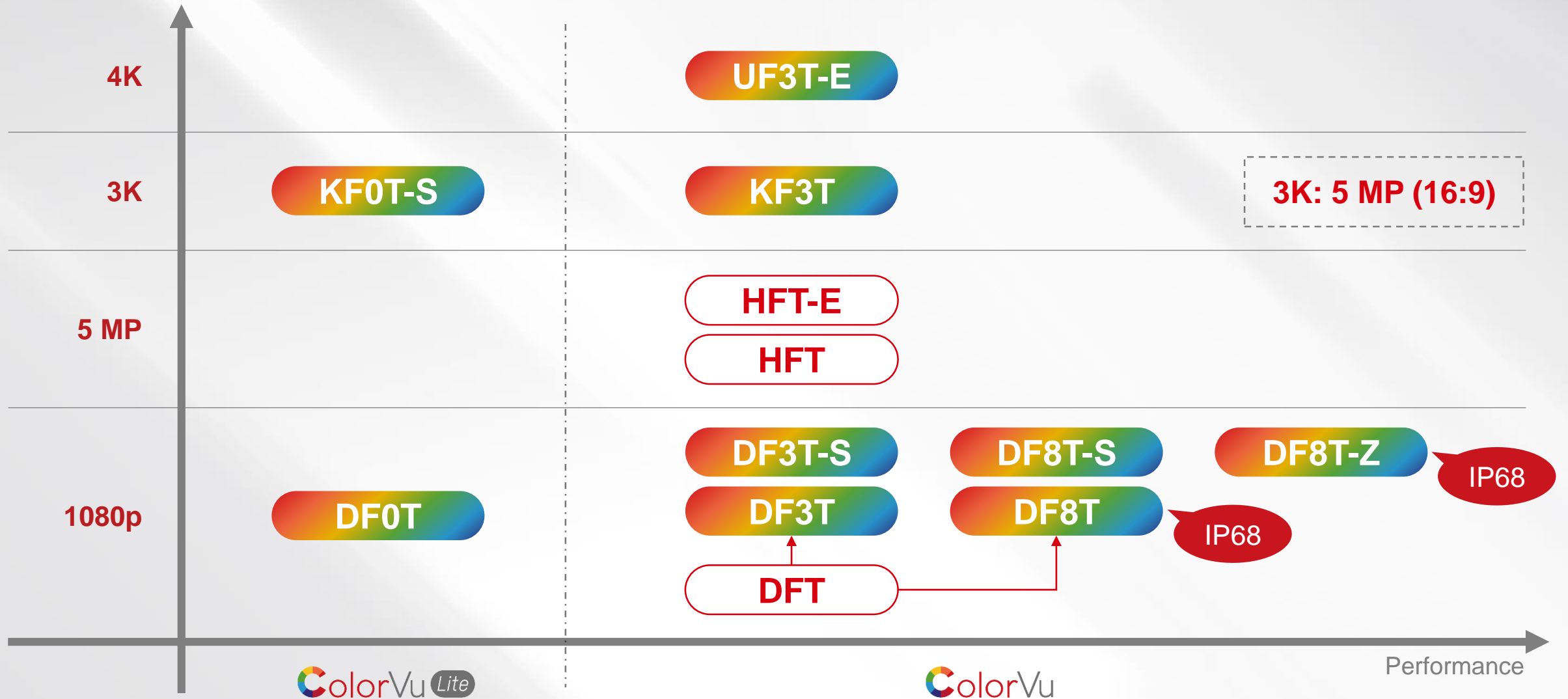
- **Product Family**
- **Turbo Camera**
- **DVR**



Turbo HD Camera Family



Turbo HD ColorVu Family





01 Turbo HD Camera

ColorVu

Discontinuation and upgrade information



The logo for ColorVu features a stylized letter 'C' composed of several colored segments: yellow, orange, red, purple, blue, green, and light green.


ColorVu

View In Color
Even In Darkness

Conventional camera → ColorVu camera



Black & White imaging



Colorful imaging

Value → ColorVu Lite



H0T(-S)

D0T



KF0T-S

DF0T

Pro → ColorVu



H8T



KF3T



D8T



DF3T/DF8T



02 DVR

AcuSense

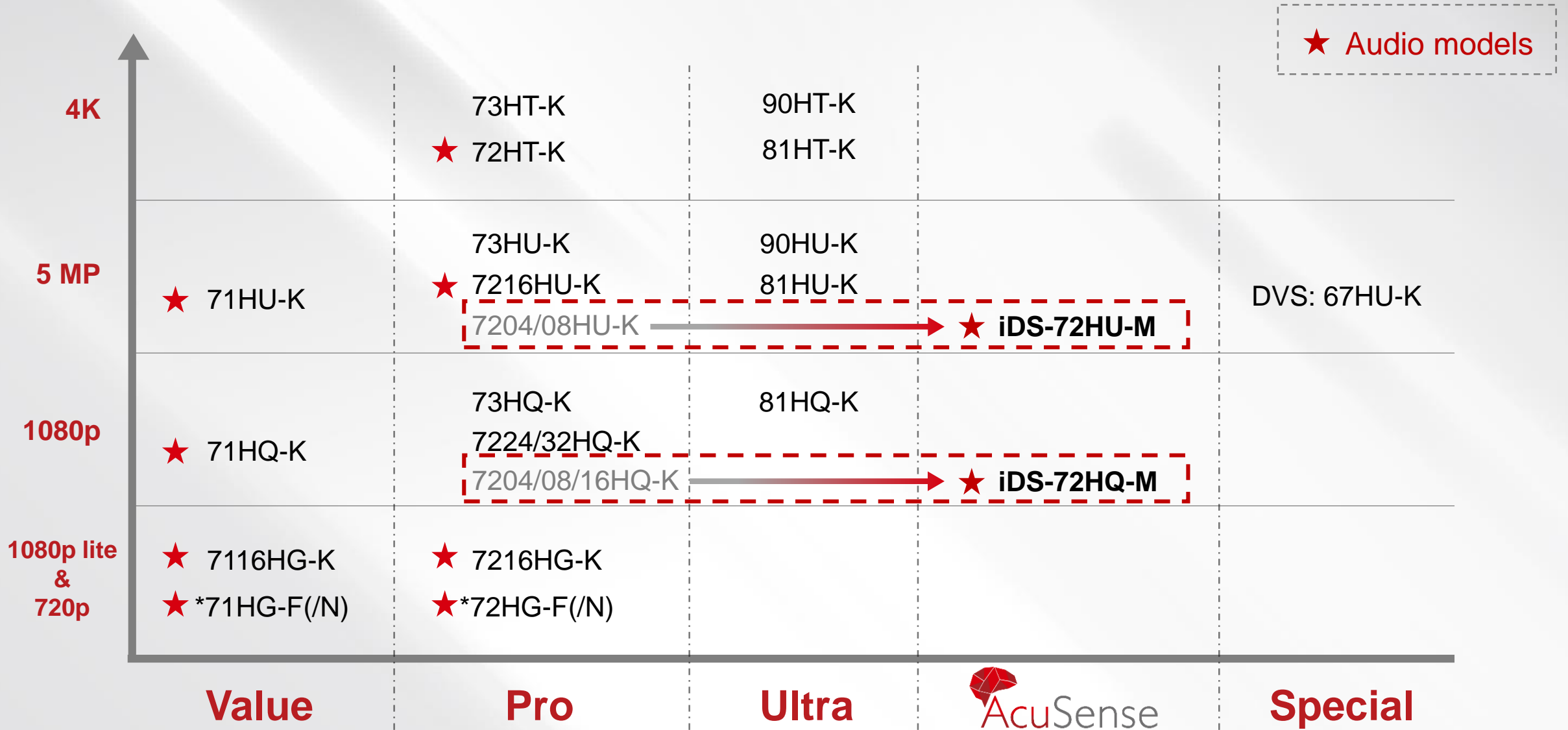
- Human & Vehicle Classification
- Face Recognition
- Quick Target Playback and Search
- Product Solution

Turbo HD X camera + AcuSense DVR + Hik-Connect

ColorVu camera + AcuSense DVR + Hik-Connect

Normal camera + AcuSense DVR + Hik-Connect

DVR Product Family



* Non AoC models: 8/16HG-F, 24/32HG-K

Human & Vehicle Classification

• Based on motion detection 2.0

Enhanced motion detection with target classification



Human and vehicle classification



Sensitive and no video loss

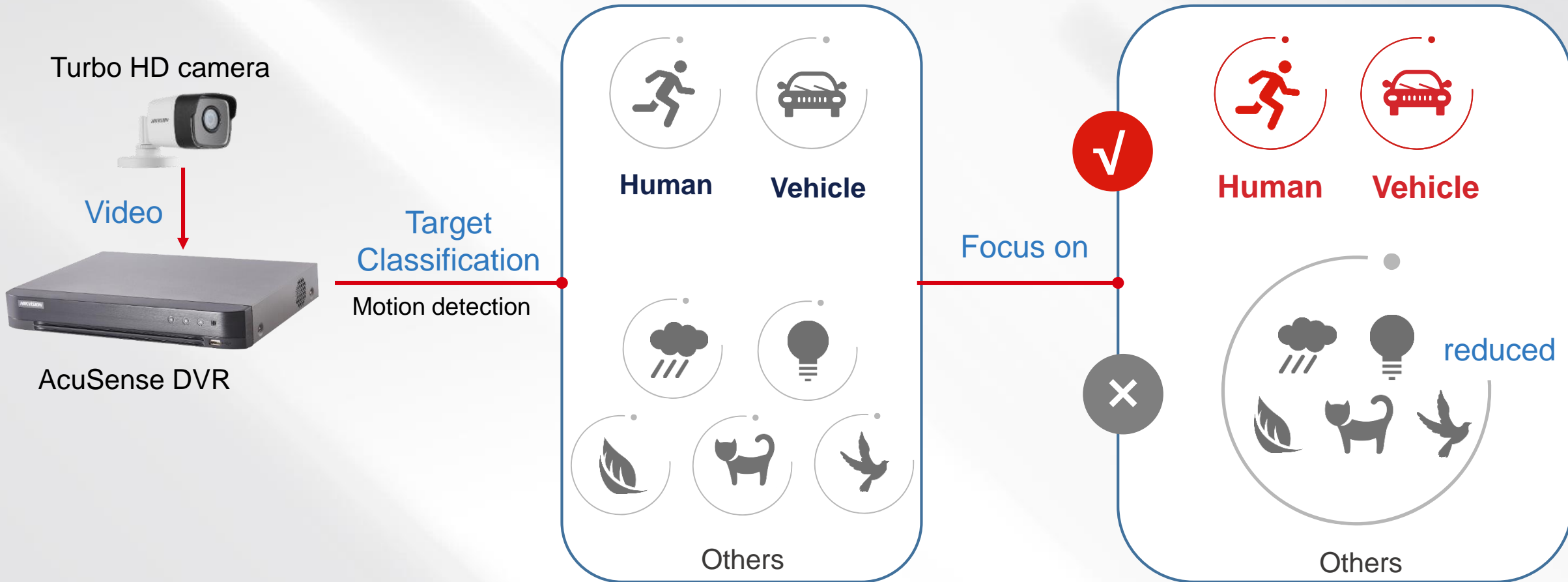


Ease of Use

Human & Vehicle Classification

• Based on motion detection 2.0

Enhanced motion detection with human and vehicle classification



Human & Vehicle Classification

• Based on motion detection 2.0

Motion detection 2.0 catching all changes in the video



Sensitive and no video loss

- Hardly missing any changes in the video.
- It's widely used in video play back to search for important video clips, saving lots of time compared to traditional continuous video playback.

Human & Vehicle Classification

• Based on motion detection 2.0

Motion Detection On **by Default**



Human



Vehicle



1. Human and vehicle targets are checked automatically;
2. Selectable target detection for special requirement.



1. The default detect area is full screen.
2. Setting detection boxes anywhere you like.

Human & Vehicle Classification • Based on line crossing & intrusion

The comparison of human & vehicle classification between VCA and motion detection 2.0

<i>Human and vehicle classification</i>	Line crossing and intrusion detection	Motion Detection 2.0
Channel	2/4 channels	All channels
Live view and playback	Smart playback	Smart playback
Configuration	Some Configurations, e.g. Set detection rules	No configuration by default
Notifications	Yes	Yes
Scenarios	It focus on human & vehicle and analysis their behaviors, like region entrance/exiting detection.	It focus on human & vehicle targets

Face Recognition



- Up to **80 MB** (up to 500 pictures)
- Maximum **16** face libraries

- Up to **5 faces** per second

Quick face comparison

Mobile phone can receive results alarms

Quick Target Playback and Search

Focus on footage contains human & vehicle targets directly.

The screenshot displays the HVR 4.0 interface. On the left, there is a 'Channel' list with 'ColorVu' selected and several 'IPCamera' options. Below that is a 'Time' section with a calendar for April 2020, highlighting the 24th. The main video window shows a street scene with a black SUV and a white car. A teal callout bubble points to the video, stating: "Skip the meaningless time, only play back at human/vehicle event happening period!". At the bottom, a timeline shows a 'Smart' playback mode with a red bar indicating 'Intrusion' events. Two teal callout bubbles point to specific points on the timeline: "Human event playback" and "Vehicle event playback". The interface also includes a 'Custom Search' button and various playback controls like play, pause, and zoom.

HVR 4.0

Channel

Max. Ca... Min. Cam...

ColorVu

IR camera

Camera 03

Camera 04

IPCamera 01

IPCamera 02

IPCamera 03

IPCamera 04

IPCamera 05

Time

< 2020 Apr >

S	M	T	W	T	F	S
		1	2	3	4	
5	6	7	8	9		
12	13	14	15	16		
19	20	21	22	23	24	25
26	27	28	29	30		

Custom Search

04-24-2020 Fri 15:53:54

In smart playback, videos

Human event playback

Vehicle event playback

Camera 01

Normal Smart Custom Tag 2020-04-24 15:53:54 1 h

15:25 15:30 15:35 15:40 15:45 15:50 15:55 16:00 16:05 16:10 16:15 16:20

Normal Intru...

3

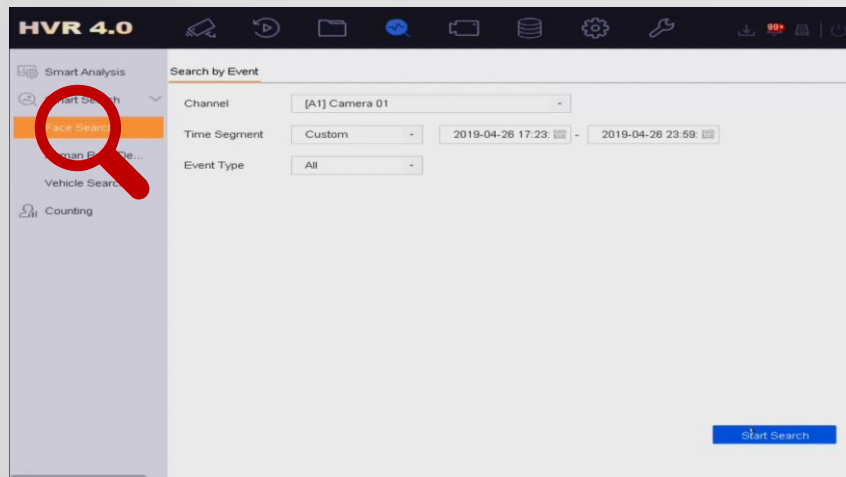
Quick Target Playback and Search

Focus on videos contain human & vehicle targets

Find the video
you need more quickly with
classified video footages

Human

Vehicle



4

Product Solution

1



Turbo HD X Camera



AcuSense DVR



Hik-Connect

- Audio and strobe light alarm
- Human/vehicle classification for all analog channels
- Customized audio (DF3T-PIRXOS) and notification pushing
- Face detection / facial recognition (-FA)
- Quick target search

2



ColorVu Camera



AcuSense DVR



Hik-Connect

- 7*24 colorful view
- Human/vehicle classification for all analog channels
- Face detection / facial recognition (-FA)
- Quick target search

3



Normal Camera



AcuSense DVR



Hik-Connect

- Human/vehicle classification for all analog channels
- Face detection / facial recognition (-FA)
- Hik-Connect notification pushing
- Quick target search

Product Solution

- Turbo HD X camera + AcuSense DVR + Hik-Connect

Customizing audio broadcast in different scenarios



DF3T – PIRXOS camera



M series DVR (Firmware V4.26.010)



Internet



Hik-Connect App (V4.9.0)



Product Solution

- Turbo HD X camera + AcuSense DVR + Hik-Connect

Controlling Front-ends for Real-time Alarms



Trigger Alarm Output

CAM1->1(Light)


CAM1->2(Alarm Out)

CAM1->3(Sound)

Local->1

Local->2

Alarm types can be set flexibly.



Face



Human



Vehicle


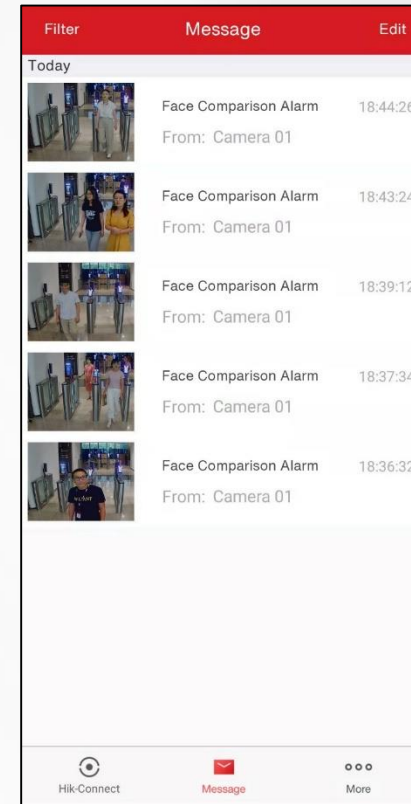



Others

Product Solution

- Turbo HD X camera + AcuSense DVR + Hik-Connect

Pushing Real-time Notifications to Hik-Connect



Face



Human



Vehicle



Others

Product Solution

- ColorVu Camera + AcuSense DVR + Hik-Connect

Smart supplementary light



Camera illumination **threshold 1**


Camera illumination **threshold 2**



The environment is bright enough.
The camera supplementary light is turned off.



The environment is dark.
The camera supplementary light will be turned on for 10s if events triggered.



If the environment is too dark and illumination meets the camera threshold 2, the light will be turned on until the environment become bright.

How to get the latest product information?

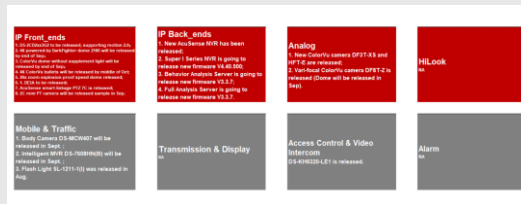
Overseas Product Online Course



FTP (English & Chinese): [ftp://hikftp.hikvision.com:400/Product File\(Overseas\)/00 Oversea Products/00 Online Course/](ftp://hikftp.hikvision.com:400/Product File(Overseas)/00 Oversea Products/00 Online Course/)

OA-人力资源-在线学习系统-选课中心 (English): T02 International Business Series> T02-05 Sales&Marketing> T02-05-01 Presale Courses> T02-05-01-01 Product Training

Hikvision Product Status Monthly News




[ftp://hikftp.hikvision.com:400/Product File\(Overseas\)/00 Oversea Products/14 Product Monthly News/](ftp://hikftp.hikvision.com:400/Product File(Overseas)/00 Oversea Products/14 Product Monthly News/)

Products and Solutions Monthly



[OA系统业务/系统业务资源平台/海外/国际产品与解决方案月刊](#)

List of product promotion materials updated



[ftp://hikftp.hikvision.com:400/Product File\(Overseas\)/00 Oversea Products/00 Product Material Map/](ftp://hikftp.hikvision.com:400/Product File(Overseas)/00 Oversea Products/00 Product Material Map/)



Thanks

International Product and Solution Center